



# Logging into Verofy® Cloud

To log in to Verofy® Cloud, head to <https://go.verofy.com/login>

1. Enter your mobile number on screen, and hit **Submit**.




Log in to your account

 Please enter your mobile number

Submit

2. You'll be sent a 6 digit verification code to your **phone**. When this is received, enter this on screen to verify it's you logging in. If you need to go back to the mobile number page, you can navigate back here at the top left of the screen using the **Back to mobile number** button. If you don't receive a verification code, you can request this to be re-sent using the **Didn't get a verification code?** button.

[← Back to mobile number](#)




We have sent a verification code to you via text message.


Please enter the code:

[Didn't get a verification code?](#)

- Once you've verified your mobile number successfully by entering the verification code, you'll need to enter your six digit PIN to complete 2 factor authentication (2FA). This helps us know it's really you when logging in. You can choose whether to trust the device you are using to log in (this remembers the device for 30 days). You should only trust a device if it is your personal device and not accessible publicly.



Please enter your PIN code:

Trust this device 

[Forgot your PIN?](#)

If you have forgotten your PIN, you can reset this by clicking **Forgot your PIN?**

Instructions on the PIN reset process can be found [here](#).

- Your PIN will be checked and if all details are entered correctly, you'll be logged in and will see the Verfy® Cloud dashboard. See our [Navigating Verfy® Cloud](#) pages to learn more about where to locate information.

---

Revision #13

Created 7 May 2024 11:56:12 by Verfy® Support

Updated 11 November 2025 17:10:56 by Verfy® Support