


# Accessing your Verofy® PayLinks in the Verofy® App


This page shows you where to locate your Verofy® PayLinks in the Verofy® App if you have this product.

1. You'll need to begin by ensuring you are logged into the Verofy® App. To do this, you have to enter your mobile number and PIN. You may be prompted to enter a verification code.
2. If you're new to logging into the Verofy® App, you may see the below screen. To access your Verofy® PayLinks from here, click the second option in the list. Alternatively, click the **Pay** button at the bottom of the screen to take you to your Verofy® PayLinks.


Image not found or type unknown



3. If you have multiple vPayment products, they'll be listed here. Select Verofy® PayLinks to continue.



4. From here, you can **Get Started** and take payments.



If you want to send a pay link, you can click [here](#) for the guide on sending in the Verofy® App.

---

Revision #5

Created 7 November 2025 15:58:45 by Verofy® Support

Updated 13 November 2025 12:30:05 by Verofy® Support