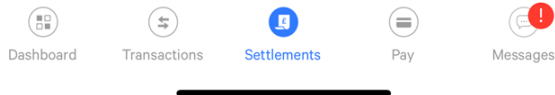



# Finding a specific settlement


To locate a specific transaction, head to the **Settlements** option in the Verofy® App.



Select the **filter** button in the top right of the page to open the advanced options for filtering a settlement.



You can find settlements by searching by the settlement reference or by a specified or range amount. You can also filter by a specific date, or between date ranges. In the example below, the user is looking for a settlement using the settlement reference.



VER [REDACTED]

Exact amount

Enter minimum

Enter maximum

Exact date

Date from:

1 Oct 2025

Date to:

31 Oct 2025

Clear

Apply

Click to find out how to [view settlement detail](#), [download and share a PDF breakdown for a settlement](#) or [view and download monthly settlement statements](#).

If you are having trouble finding a specific settlement, need support with a settlement you've been paid or need support with using the filters in the Settlements tab, [contact us](#).

Revision #4

Created 5 November 2025 16:23:32 by Verofy® Support

Updated 12 December 2025 13:55:38 by Verofy® Support