


Manage push notifications

Enabling push notifications for your Verofy® App is a great way to stay updated!

To enable push notifications, log into the Verofy® App, then press the ... button at the top right of the screen.




From here, select the **App Settings** option.

image.png
image not found or type unknown


From here, you can enable or disable the push notifications for the App.

Image not found or type unknown



You can also see the details about the version of the App you have installed by clicking into the **Verofy® Version** option.

Image not found or type unknown



Revision #3

Created 11 November 2025 12:53:37 by Verofy® Support

Updated 17 December 2025 15:50:59 by Verofy® Support